



三项赛 盛装舞步科目

2024



CCI2* 盛装舞步科目B

赛事名称：

日期：

评分裁判：

序号：

骑手：

国籍：

马匹：

签字：

CCI2* 盛装舞步科目B:

注1：在三项赛二星赛事中，只允许使用小勒单缰（不允许使用大勒双缰）。

注2：所有快步必须以“坐鞍快步”执行，除非科目中说明使用“轻快步”。

2024 国际马联 三项赛 二星级 CCI2* 盛装舞步 科目B 时间：从入场到最后敬礼 约4分45秒						二星级 CCI2* 科目B 第1页
		动作	评判要点	分值	得分	评语
1	A C	工作快步入场 向右进入蹄迹线	规整、节奏、正直。 回转时的屈挠与平衡。	10		
2	M-X-K K	中间快步（轻快步或 坐鞍快步） 工作快步	规整、节奏；伸展步伐的形 成；转换。	10		
3	A L-R	进入中央线 向右偏横步	回转时的平衡；快步的规整 质量；马体的正直、平衡、 流畅。	10		
4	C I-P	进入中央线 向左偏横步	回转时的平衡；快步的规整 与质量；马体正直、平衡、 流畅。	10		
5	A-I I前	轻快步两弯蛇形（弯 的顶点回蹄迹线）， 让马向前向下伸展。 缩短缰绳	动作的准确；背部伸展保持 轻柔联系；保持平衡及快步 的质量；清楚的转换及伸 展。	10		
6	I-S-H H	工作快步 右跑步工作跑步	平衡、转换时辅助的接受； 快步及跑步的质量。	10		
7	C	向右20米圆 做几步中间跑步	到中间跑步的转换；圆的准 确及圆上的屈挠；步伐的平 衡与伸展。	10		
8	C	工作跑步	转换与平衡。	10		
9	M-X-F	单边蛇形 保持右跑步	跑步的规整与质量；弯的形 状与大小、平衡。	10		
10	K-X-M X	斜换里怀 通过快步转换跑步领 先腿，工作跑步前进	意愿、清晰的转换；步法的 规整与质量；正直。	10		
11	C	向左20米圆 做几步中间跑步	到跑步的转换；圆的准确、 圆上的屈挠；平衡、步伐的 伸展。	10		
12	C	工作跑步	转换、平衡。	10		
13	H-X-K	单边蛇形 保持左跑步	跑步的规整与质量；弯的形 状与大小、平衡。	10		
14	F-X-H X	斜换里怀 工作快步	意愿、清晰的转换；步法的 规整与质量；正直。	10		
15	C	立定	到立定的转换；不动；平 衡；后肢踏进。	10		

2024 国际马联 三项赛 二星级 CC2* 盛装舞步 科目B 时间：从入场到最后敬礼 约4分45秒						二星级CCI2* 科目B 第2页
		动作	评判要点	分值	得分	评语
16	C	后退3-4步，中间慢步前进	平衡、步伐的规整；受衔；到中间慢步的转换。	10		
17	M-V	长缰自由慢步	规整、活力、背部的柔软、地面覆盖、有充分的自由向前向下伸展脖颈。允许长缰或松缰伸展。	10		
18	V	中间慢步	步伐的规整、节奏、轮廓、受衔。	10		
19	K A	工作快步 进入中央线	到快步的转换；规整、节奏、回转的屈挠与平衡；中央线上的正直。	10		
20	X	立定、敬礼	到立定的转换；不动。	10		
长缰自由慢步自A点离开场地						
				小计	200	

	综合评分	分值	系数	得分	评语
1	骑手与马匹的和谐：符合马匹训练规律而获得的人马相互信任。	10	2		
	总计	220			

扣分与罚分

路线错误：

第一次 = 2 分


第二次 = 4 分

第三次 = 淘汰

其它错误：每次2分

总分	

总体评语：



FEI™ EVENTING DRESSAGE TEST 2024



CCI2* Test B

Event:

Date:

Judge:

N° of programme:

Competitor:

Nationality:

Horse:

Signature of the Judge:

CCI2* DRESSAGE TEST B:

Note 1: Only snaffle bridle is allowed for CCI2* level (no double bridle).

Note 2: All trot work must be executed "sitting" unless the term "rising" is used in the test.

2024 FEI EVENTING CCI2* DRESSAGE TEST B

CCI2* Test B page 1

Time: from entrance to final salute - approx. 4:45 minutes

		Test	Directive ideas	Mark	Mark	Remarks
1	A C	Enter working trot Track right	Regularity, rhythm and straightness. Bend and balance in the turn.	10		
2	M-X-K K	Medium trot (sitting or rising) Working trot	The regularity and rhythm; the development of the lengthened strides and frame; the transitions.	10		
3	A L - R	Down center line Leg-yield to the right	Balance in the turn; regularity and quality of the trot; alignment; balance and flow.	10		
4	C I - P	Down center line Leg-yield to the left	Balance in the turn; regularity and quality of the trot; alignment; balance and flow.	10		
5	A - I Before I	Serpentine of 2 loops (each loop to go to the side of the arena) in rising trot allowing the horse to stretch forwards and down Shorten the reins	Accuracy of the movement; stretch over the back into a light contact; maintain balance and quality of trot; clear transitions into and out of the stretch.	10		
6	I-S-H H	Working trot Working canter right lead	Balance and acceptance of the aids in transitions; quality of trot and canter.	10		
7	C	Circle right 20 meters and show some medium canter strides	Transition to medium canter; accuracy and bend on circle; balance and lengthening of strides and frame.	10		
8	C	Working canter	Transition and balance.	10		
9	M-X-F	One loop maintaining right lead	Regularity and quality of canter; shape and size of loop and balance.	10		
10	K-X-M X	Change rein Change of lead through the trot, proceed in working canter	Willing, clear transitions; regularity and quality of gaits; straightness.	10		
11	C	Circle left 20 meters and show some medium canter strides	Transition to medium canter; accuracy and bend on circle; balance and lengthening of strides and frame.	10		
12	C	Working canter	Transition and balance.	10		
13	H-X-K	One loop maintaining left lead	Regularity and quality of canter; shape and size of loop and balance.	10		
14	F-X-H X	Change rein Working trot	Willing, clear transition; regularity and quality of gaits; straightness.	10		
15	C	Halt	The transition to halt, immobility, the balance and engagement of the hind leg.	10		

To carry forward

150

<p align="center">2024 FEI EVENTING CCI 2* DRESSAGE TEST B</p> <p align="center">Time: from entrance to final salute - approx. 4:45 minutes</p>	<p align="center">CCI 2* Test B page 2</p>
---	---

Carried forward				150		
16	C	Rein-back 3-4 steps, proceed medium walk	The balance and regularity of the steps; the acceptance of the contact; transition to medium walk.	10		
17	M – V	Free walk on a long rein	Regularity, activity, suppleness over the back, over-track, allowing complete freedom to stretch the neck forward and downward.	10		
18	V	Medium walk	Regularity of the steps, rhythm, outline, acceptance of the contact.	10		
19	K A	Working trot Turn down center line	Transition to trot; the regularity, rhythm, bend and balance in the turn; straightness on the center line.	10		
20	X	Halt, immobility, salute	Transition to halt; immobility.	10		
Leave the arena at a free walk on a long rein at A						
SUB TOTAL				200		
	COLLECTIVE MARK			Mark	Mark	Remarks
1	Harmony of Athlete and Horse		A confident partnership created by adhering to the scale of training.	10 Coeff. 2		
TOTAL				220		

To be deducted / Penalty Points:

Errors of course are penalised:

1st time = 2 points

2nd time = 4 points

3rd time = elimination

Other errors: Two (2) points per error to be deducted

TOTAL

--

Overall remarks:



DressageDiagrams.com



FEI EVENTING 2* STAR DRESSAGE TEST B 2022


[20x60, viewed from A end]

page 1 of 1

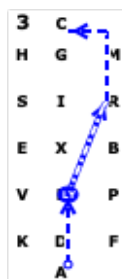
- * All steps score the same
- * Trot must be sitting unless the term rising is used
- * Snaffle bridle only. No double bridle



A: Enter working trot
C: Track right



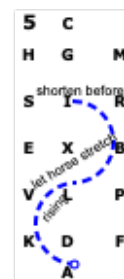
MXK: Medium trot (sitting or rising)
K: Working trot




A: Down center line
LR: Leg yield right




C: Down center line
IP: Leg yield to the left




AI: Serpentine of 2 loops (each loop to go to the side of the arena) in rising trot allowing the horse to stretch forwards and down. Before I: Shorten the reins



ISH: Working trot
H: Working canter right lead



C: Circle right 20 meters and show some medium canter strides




C: Working canter



MXF: One loop maintaining right lead



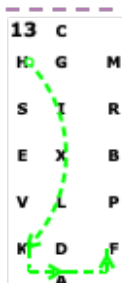
KXM: Change rein
X: Change of lead through the trot. Proceed to working canter



C: Circle left 20 meters showing some medium canter strides



C: Working canter




HXK: One loop maintaining left lead



FXH: Change rein
X: Working trot



C: Halt



C: Rein-back 3-4 steps
Proceed medium walk




MV: Free walk on a long rein



V: Medium walk



KA: Working trot
Down center line



X: Halt salute

Suitable for use by commander